

LAMA

BASIC HINGES

SLIDE-ON 35 mm



SCREW-IN



KNOCK-IN



EURO - SCREWS

F/S


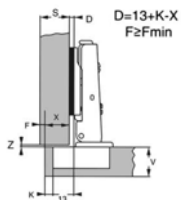
FREE SWINGING

S/C

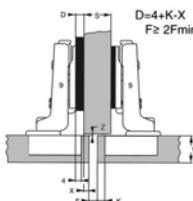
SELF-CLOSING



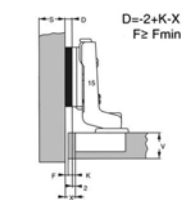
FULL OVERLAY



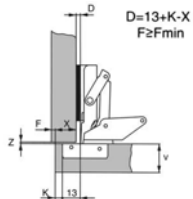
HALF OVERLAY




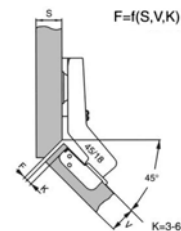
INSET



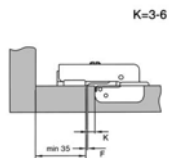
FULL OVERLAY 170°



45° ANGLE

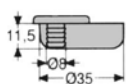
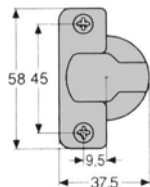


BLIND CORNER



	# QUINKO-TEK	# LAMA	OPENING	CASE	PALLET
S/C	340A - NC	248.0G79.05	110°	200	6,000
F/S	341A - NC	248.0K89.05	110°	200	6,000
S/C	342A - NC	248.0G54.05	110°	200	6,000
F/S	343A - NC	248.0K88.05	110°	200	6,000
S/C	340B - NC	248.0G80.05	110°	200	6,000
F/S	341B - NC	248.0K90.05	110°	200	6,000
S/C	342B - NC	248.0G55.05	110°	200	6,000
F/S	343B - NC	248.0K85.05	110°	200	6,000
S/C	340C - NC	248.0G81.05	110°	200	6,000
F/S	341C - NC	248.0K93.05	110°	200	6,000
S/C	342C - NC	248.0G56.05	110°	200	6,000
F/S	343C - NC	248.0K94.05	110°	200	6,000
S/C	336A - NC	248.0L31.05	170°	100	3,000
S/C	338A - NC	248.0L30.05	170°	100	3,000
S/C	333A - NC	248.0L46.05	45°	100	6,000
S/C	335A - NC	248.0L33.05	45°	100	6,000
S/C	332A - NC	248.0G82.05	30°	100	6,000
S/C	334A - NC	248.0G57.05	30° application	100	6,000
S/C	346A - NC	248.0G83.05	95°	200	6,000
S/C	348A - NC	248.0G58.05	95°	200	6,000
	0345 - 03	244.0810.65	3mm	200	6,000
	345E - 03	244.0C32.65	3mm thickness	200	6,000

BORING PATTERN



Compatible only with number 344 mounting plates

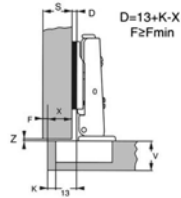

LAMA

HINGES

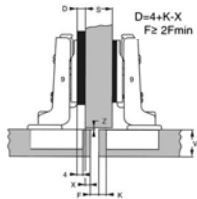
CLIP-ON 35 mm



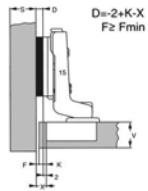

- SCREW-IN
- KNOCK-IN
- EASY-FIX
- F/S** FREE SWINGING
- S/C** SELF-CLOSING



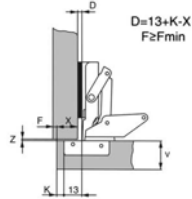

	# QUINKO-TEK	# LAMA	OPENING	CASE	PALLET
	340A - CP	248.0171.05	110°	200	6,000
	341A - CP	248.0009.05	110°	200	6,000
	342A - CP	248.0535.05	110°	200	6,000
	340A - EF	248.0186.05	110°	200	6,000



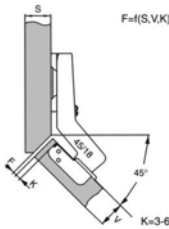
	340B - CP	248.0279.05	110°	200	6,000
	342B - CP	248.0536.05	110°	200	6,000
	340B - EF	248.0482.05	110°	200	6,000



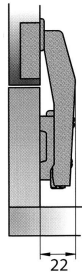

	340C - CP	248.0280.05	110°	200	6,000
	341C - CP	248.0011.05	110°	200	6,000
	342C - CP	248.0537.05	110°	200	6,000
	340C - EF	248.0487.05	110°	200	6,000



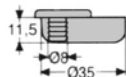
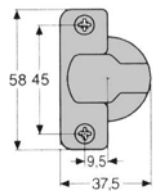
	337A - CP	248.0M73.05	170°	100	3,000
	339A - CP	248.0R14.05	170°	100	3,000
	336A - EF	248.0N34.05	170°	100	3,000



	333A - CP	248.0N20.05	45°	200	6,000
	335A - CP	248.0285.05	45°	200	6,000
	335A - EF	248.0P21.05	45°	200	6,000



	346A-CP	248.0N24.05	94°	100	3,000
--	---------	-------------	-----	-----	-------



Compatible only with number 347 mounting plates



MOUNTING PLATES FOR BASIC HINGES



SCREW-IN



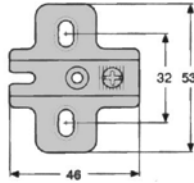
5mm DOWELS



EURO - SCREWS



REGULAR CROSS PLATE



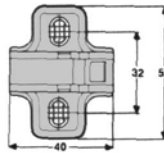
	# QUINKO-TEK	# LAMA	THICKNESS	CASE	PALLET
	0344 - 00	244.0L29.05	0mm	200	6,000
	0344 - 03	244.0L39.05	3mm	200	6,000
	0344 - 06	244.0232.65	6mm	200	6,000
	344E - 00	244.0965.05	0mm	200	6,000
	344E - 03	244.0G19.05	3mm	200	6,000
	344E - 06	244.0914.65	6mm	200	6,000



MOUNTING PLATES FOR CLIP HINGES



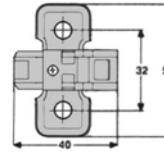
CLIP MOUNTING PLATE



	0347 - 00	244.1233.05	0mm	200	6,000
	0347 - 03	244.1234.05	3mm	200	6,000
	347E - 00	244.0118.05	0mm	200	6,000
	347E - 03	244.0119.05	3mm	200	6,000



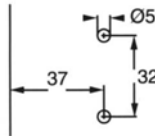
CLIP-ON PLATE MOUNTING 3-WAY ADJUSTMENT




	347A - 00	244.0R22.05	0mm	200	6,000
	347A - 03	244.0R24.05	3mm	200	6,000



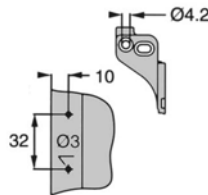
MOUNTING PLATE WITH DOWELS



	347D - 03	244.0128.05	3mm	200	6,000
--	-----------	-------------	-----	-----	-------



FACE FRAME APPLICATION



	0347 - FF	244.3653.05	0mm	200	6,000
--	-----------	-------------	-----	-----	-------