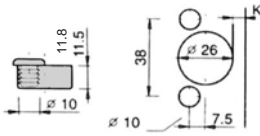


**Qline®**

**MINI HINGES AND MOUNTING PLATES**

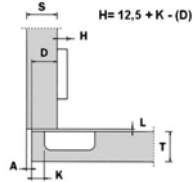
**26 mm**



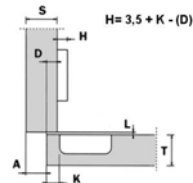
- SCREW-IN
- KNOCK-IN
- EURO - SCREWS
- F/S** FREE SWINGING
- S/C** SELF-CLOSING



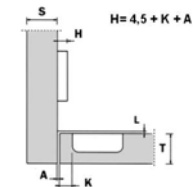
FULL OVERLAY



HALF OVERLAY



INSET



# QUINKO-TEK	OPENING	CASE
405A - ES	95°	500
403A - NC	95°	500
405A - NC	95°	500
402A - NC	95°	500
404A - NC	95°	500
404A - ES	95°	500

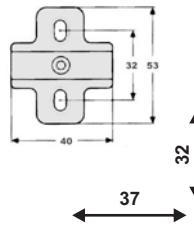
405B - ES	95°	500
403B - NC	95°	500
405B - NC	95°	500
402B - NC	95°	500
404B - NC	95°	500
404B - ES	95°	500

405C - ES	95°	500
403C - NC	95°	500
405C - NC	95°	500
402C - NC	95°	500
404C - NC	95°	500
404C - ES	95°	500

# QUINKO-TEK	HEIGHT	CASE
0400 - 00	0mm	500
0400 - 03	3mm	500
400E - 00	0mm	500
400E - 03	3mm	500



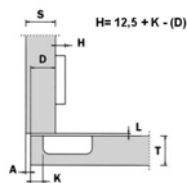
SYMMETRICAL



Positioning and boring pattern for plate (overlay)



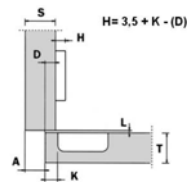
FULL OVERLAY



# QUINKO-TEK	OPENING	CASE
404A - ES - E0	95°	250
404A - ES - E3	95°	250



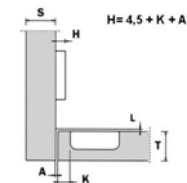
HALF OVERLAY



404B - ES - E0	95°	250
404B - ES - E3	95°	250



INSET

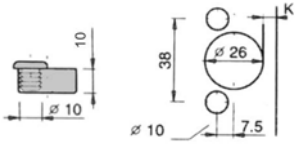


404C - ES - E0	95°	250
404C - ES - E3	95°	250

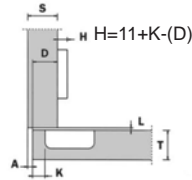


**MINI HINGES WITH AUTOMATIC LATERAL ADJUSTMENT AND MOUNTING PLATES**

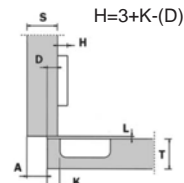
**26 mm**



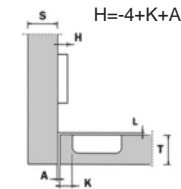
SCREW-IN	KNOCK-IN	EURO - SCREWS	F/S	FREE SWINGING	S/C	SELF-CLOSING
----------	----------	---------------	-----	---------------	-----	--------------



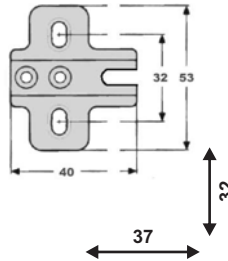
# QUINKO-TEK	OPENING	CASE
406A - NC	100°	500
408A - NC	100°	500



406B - NC	100°	500
408B - NC	100°	500

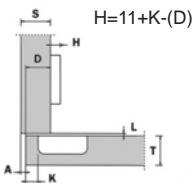


406C - NC	100°	500
408C - NC	100°	500

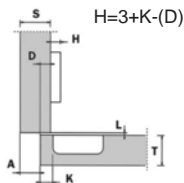


# QUINKO-TEK	HEIGHT	CASE
0410 - 00	0mm	500
0410 - 03	3mm	500
410E - 00	0mm	500
410E - 03	3mm	500

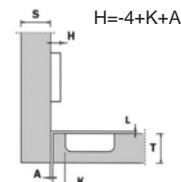
Positioning and boring pattern for plate (overlay)



406A - ES - E0	100°	250
406A - ES - E3	100°	250



406B - ES - E0	100°	250
406B - ES - E3	100°	250



406C - ES - E0	100°	250
406C - ES - E3	100°	250

Hinge and plate pre-assembled, for RTA applications

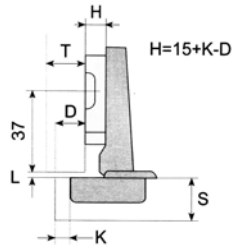


**HINGES AND MOUNTING PLATES**

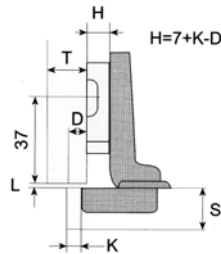
**SLIDE-ON 35 mm**

**NEW**

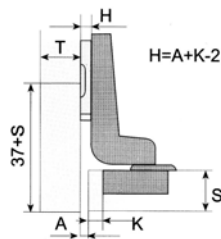
- SCREW-IN
- KNOCK-IN
- EURO - SCREWS
- F/S
- FREE SWINGING
- S/C
- SELF-CLOSING



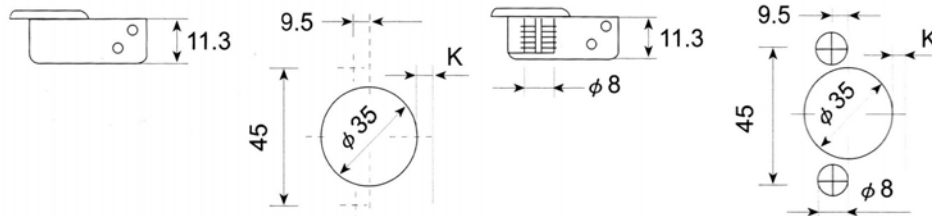
# QUINKO-TEK	OPENING	CASE
L440A-NC	110°	250
L442A-NC	110°	250



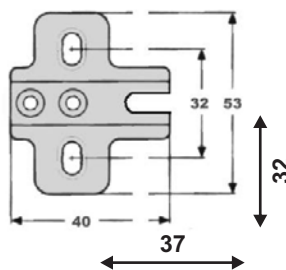
L440B-NC	110°	250
L442B-NC	110°	250



L440C-NC	110°	250
L442C-NC	110°	250



*Positioning and boring pattern.*



# QUINKO-TEK	HEIGHT	CASE
L0444-00	0 mm	500
L0444-02	2 mm	500
L0444-04	4 mm	500
L444E-00	0 mm	500
L444E-02	2 mm	500
L444E-04	4 mm	500

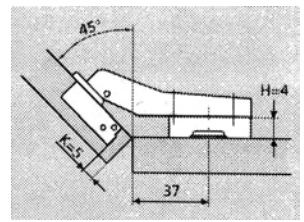


**HINGES AND MOUNTING PLATES**

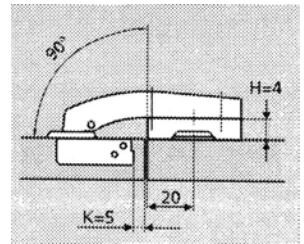
**SLIDE-ON 35 mm**

**NEW**

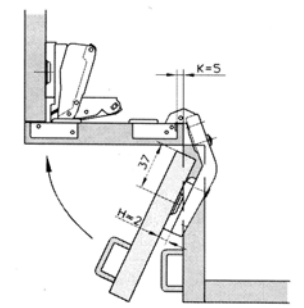
- SCREW-IN
- KNOCK-IN
- EURO - SCREWS
- F/S
- FREE SWINGING
- S/C
- SELF-CLOSING



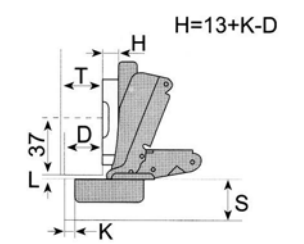

# QUINKO-TEK	APPLICATION	CASE
L433A-NC	45°	100
L435A-NC	45°	100



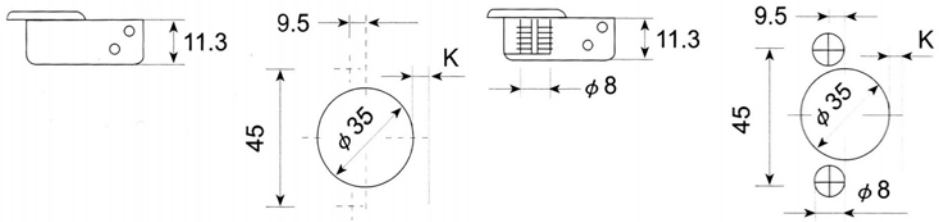
L443A-NC	Coin mort / Blind Corner	100
L445A-NC		100



L430A-NC	Lazy Susan 135°	100
L432A-NC	Lazy Susan 135°	100



L446A-NC	165°	100
L448A-NC	165°	100






Positioning and boring pattern.

**Qline®**

**HINGES AND MOUNTING PLATES**


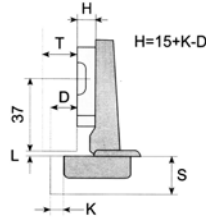
**CLIP-ON 35 mm**

**NEW**

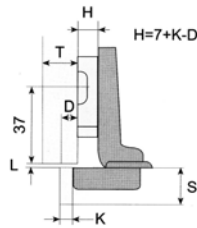
-  SCREW-IN  
  KNOCK-IN  
  EURO - SCREWS  
 F/S  
 FREE SWINGING  
 S/C  
 SELF-CLOSING



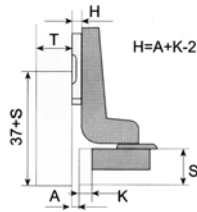
FULL OVERLAY



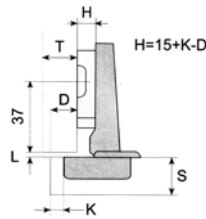
HALF OVERLAY

















INSET

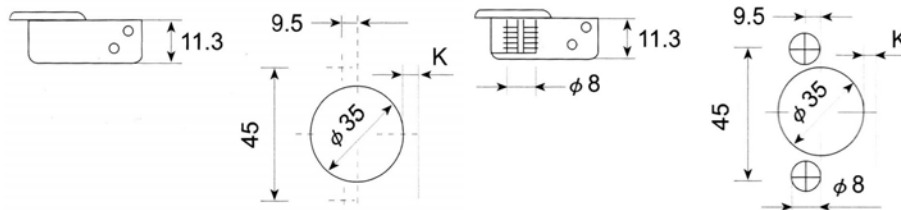


FULL OVERLAY

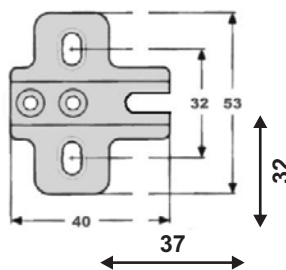








# QUINKO-TEK	OPENING	CASE
  L440A-CP	110°	250
  L442A-CP	110°	250
  L440B-CP	110°	250
  L442B-CP	110°	250
  L440C-CP	110°	250
  L442C-CP	110°	250
  L440ACP/447D02	110°	250

Full overlay hinge with 8 mm dowels premounted on 2 mm plate with 5 mm dowels for fast mounting.



Positioning and boring pattern.



# QUINKO-TEK	HEIGHT	CASE
 L0447-00	0 mm	500
 L0447-02	2 mm	500
 L0447-04	4 mm	500
 L447E-00	0 mm	500
 L447E-02	2 mm	500
 L447E-04	4 mm	500



**HINGES AND MOUNTING PLATES**

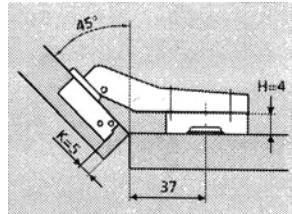
**CLIP-ON 35 mm**

**NEW**

- SCREW-IN
- KNOCK-IN
- EURO - SCREWS
- F/S FREE SWINGING
- S/C SELF-CLOSING



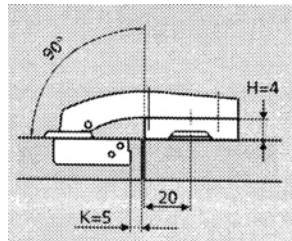
45° ANGLE




# QUINKO-TEK	APPLICATION	CASE
L433A-CP	45°	100
L435A-CP	45°	100



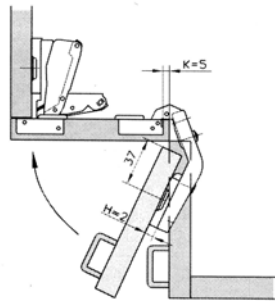
BLIND CORNER




L443A-CP	Blind Corner	100
L445A-CP	Blind Corner	100



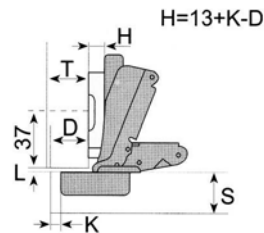
135° LAZY SUSAN



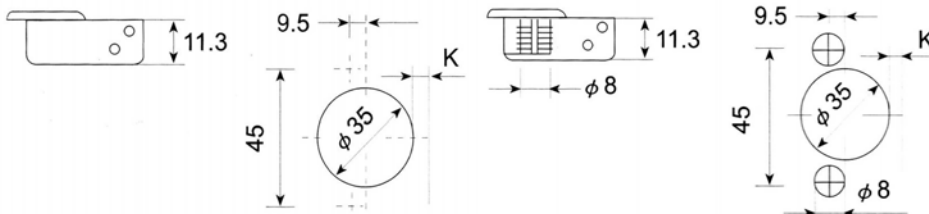
L430A-CP	Lazy Susan 135°	100
L432A-CP	Lazy Susan 135°	100



165° ANGLE



L446A-CP	165°	100
L448A-CP	165°	100






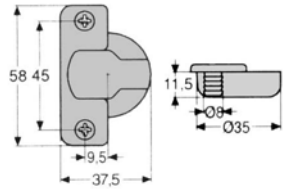
Positioning and boring pattern.

**Qline®**

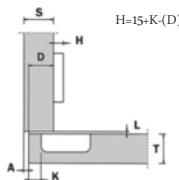
**HINGES AND MOUNTING PLATES WITH SOFT-CLOSING**


**CLIP-ON  
35 mm**

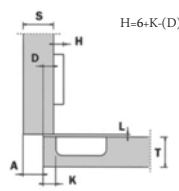

 SCREW-IN  
  KNOCK-IN  
  EURO - SCREWS  
 F/S FREE SWINGING  
 S/C SELF-CLOSING




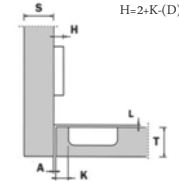
**Hinges with 3 automatic adjustments.**





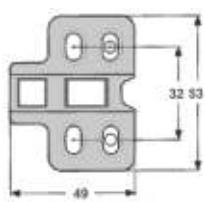
# QUINKO-TEK	OPENING	CASE
 442A-CP-SM	110°	250
 440A-CP-SM	110°	250



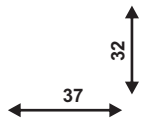
 442B-CP-SM	110°	250
 440B-CP-SM	110°	250



 442C-CP-SM	110°	250
 440C-CP-SM	110°	250



Adjustable « Clip-on » plate.





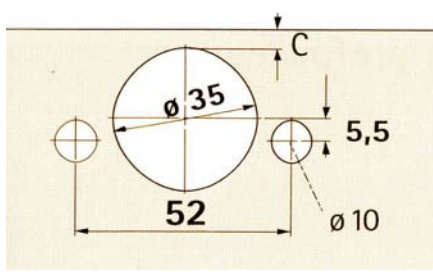






# QUINKO-TEK	HAUTEUR HEIGHT	CAISSE CASE
 447ASM - 02	2mm	400
 447ASM - E2	2mm	400

Plate compatible with series "L" and "H" regular hinges  
Positioning and boring pattern for plate (overlay)



HQ models available per the positioning and boring pattern above.

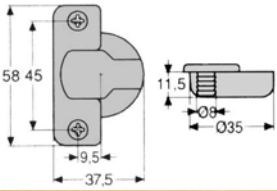
TYPE	# QUINKO-TEK	OPENING	CASE
FULL OVERLAY	 H442A-CP-SM	110°	250
	 H440A-CP-SM	110°	250
HALF OVERLAY	 H442B-CP-SM	110°	250
	 H440B-CP-SM	110°	250
INSET	 H442C-CP-SC	110°	250
	 H440C-CP-SM	110°	250



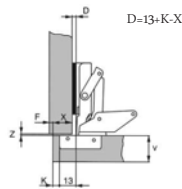
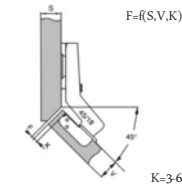
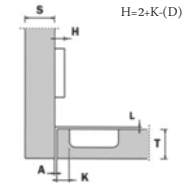

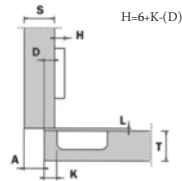

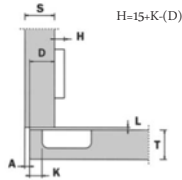

**HINGES AND MOUNTING PLATES**

**CLIP-ON 35 mm**

SCREW-IN   
 KNOCK-IN   
 EURO - SCREWS   
 F/S FREE SWINGING   
 S/C SELF-CLOSING

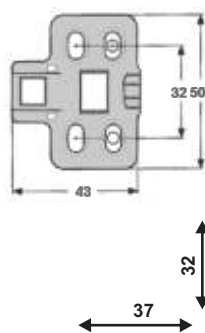


**Hinges with 3 automatic adjustments.**



# QUINKO-TEK	OPENING	CASE
442A-CP-110-DA	110°	250
440A-CP-110-DA	110°	250
442B-CP-110-DA	110°	250
440B-CP-110-DA	110°	250
442C-CP-110-DA	110°	250
440C-CP-110-DA	110°	250
435A - CP - 45 - DA	45°	100
433A - CP - 45 - DA	45°	100
448A - CP - 170 - DA	170°	100
446A - CP - 170 - DA	170°	100

# QUINKO-TEK	HEIGHT	CASE
Q447A - 00	0mm	500
Q447A - 03	3mm	500
Q447A - E0	0mm	500
Q447A - E3	3mm	500



Positioning and boring pattern for plate (overlay)